






How to save \$2M a year on unused software

You're sitting on \$260/computer — for every person at your company.¹ Cut the excess. Reinvest where you really need to spend. Here's how in 3 tips.

Tip 1	Tip 2	Tip 3																		
<h2>Perform regular tech audits</h2>	<h2>Personalize the learning experience</h2>	<h2>Track use and progress</h2>																		
<p>Talk to users. Use an audit to find duplicate software and remove it.</p>	<p>Make it easy. Share the knowledge in a digital employee experience platform.²</p>	<p>Use the data. Find out which tools are getting used with a simple report.</p>																		
<div style="display: flex; align-items: center;">  <table border="1" style="margin-left: 20px;"> <tr><td>Percentage</td><td>78%</td></tr> <tr><td>Level</td><td>HIGH</td></tr> <tr><td>Category</td><td>DUPLICATE SOFTWARE</td></tr> </table> </div>	Percentage	78%	Level	HIGH	Category	DUPLICATE SOFTWARE	<div style="display: flex; align-items: center;">  <table border="1" style="margin-left: 20px;"> <tr><td>Percentage</td><td>91%</td></tr> <tr><td>Level</td><td>HIGH</td></tr> <tr><td>Category</td><td>SOFTWARE LEARNING</td></tr> </table> </div>	Percentage	91%	Level	HIGH	Category	SOFTWARE LEARNING	<div style="display: flex; align-items: center;">  <table border="1" style="margin-left: 20px;"> <tr><td>Usage Percentage</td><td>71%</td></tr> <tr><td>Product</td><td>MICROSOFT</td></tr> <tr><td>Category</td><td>SOFTWARE USE</td></tr> </table> </div>	Usage Percentage	71%	Product	MICROSOFT	Category	SOFTWARE USE
Percentage	78%																			
Level	HIGH																			
Category	DUPLICATE SOFTWARE																			
Percentage	91%																			
Level	HIGH																			
Category	SOFTWARE LEARNING																			
Usage Percentage	71%																			
Product	MICROSOFT																			
Category	SOFTWARE USE																			

Need help?