









Slack emoji glossary

Many teams use emoji in Slack to communicate quickly and to update others on projects. Because emoji are visually interesting, instantly recognizable, and speedy to send, they make great shorthand for frequent communications, from “Hooray!” to “I’m looking into this.”

In this handy glossary, check out some commonly used emoji, their Slack codes, and a description. Most emoji meanings are self-evident, but some develop more specific, bespoke meanings in the context of a team or organization. Get started with emoji below!

emoji	Code*	Description
	:100:	"I completely agree with this"
	:angel:	"Hooray, the meeting's cancelled!"
	:bow:	"Hooray, the meeting's cancelled!"
	:bug:	"I've taken note of the bug and I'm working on it." (e.g., as used by software engineers)
	:clap:	"Great job!"
	:dart:	"Nailed it"
	:evergreen_tree:	Some teams use this emoji to indicate an "evergreen" piece of information that might make a good addition to the handbook




emoji	Code*	Description
	<code>:eyes:</code>	"I'm letting you know I've seen this" or "I'm looking into it"
	<code>:facepalm:</code>	Indicates light exasperation or embarrassment
	<code>:joy:</code>	This is hilarious
	<code>:notebook:</code>	In some teams, this suggests that the post might make a good addition to company documentation
	<code>:ok_hand:</code>	"Okay!" or "Got it"
	<code>:point_up:</code>	"I agree with this comment"
	<code>:popcorn:</code>	"I'm watching this thread with excitement"
	<code>:pray:</code>	A very fervent thank you
	<code>:question:</code>	"I don't understand this," or "Can someone look into this?"
	<code>:raccoon:</code>	Some teams use <code>:raccoon:</code> to point out posts that should be in a different communication channel
	<code>:raised_hands:</code>	"Yeah" or "I can take care of this"
	<code>:raising_hand:</code>	"Yeah" or "I can take care of this"
	<code>:tada:</code>	I celebrate this! or Congratulations
	<code>:thumbsup:</code>	"Got it!" or "I agree"
	<code>:wave:</code>	"Hi!" or "I can help with this"
	<code>:white_check_mark:</code>	"This task is finished!"
	<code>:heavy_plus_sign:</code>	"I agree with this"

*If you're new to Slack, note that Slack emoji codes must open and close with a colon for text to be automatically replaced with the corresponding emoji.






Triage channels

The team at Slack uses color-coded circle emoji in their triage channels to make it easy to sort problems by priority and urgency. A custom bot sends reminders to help team members keep up on requests in those channels. Try using emoji to sort posts in your workspace.

emoji	Code*	Description
	<code>:red_circle:</code>	Indicates an urgent issue
	<code>:blue_circle:</code>	Indicates a question
	<code>:white_circle:</code>	Indicates a request for feedback

Custom emoji

Any team can add custom emoji specific to their workspace. For starters, try sharing these creative and silly custom emoji to delight all involved in the chat.

emoji	Code*	Description
	<code>:platypus:</code>	When sharing an idea in Slack's feature request channel, the platform development team might add this custom emoji to indicate that the idea is good.
	<code>:shipit:</code>	This is good to go!
	<code>:thanks:</code>	This picture of Tom Hanks (T. Hanks) is used to say "Thanks!"

For more tips and tricks on how to make the most of Slack, check out the [BrainStorm Slack software adoption page](#).

